

**ROE**  
CREATIVE DISPLAY



# Carbon5 MarkII

Ultra-Light LED Solution

OUTDOOR LED PANELS



# Less Weight Stronger Structure



With a 16.5% weight reduction compared to the Carbon series, the Carbon5L MarkII offers a stronger structure, while reducing the weight. Measuring 600\*1200mm, the panel weighs only 16kg/m<sup>2</sup>; Ideal for touring in combination with frame and dolly options. The reduced weight and easy handling will lower costs on transportation and labor.



# 16.5%

**WEIGHT REDUCTION**

Carbon5L MarkII



Tube diameter **42%** increased



Hanging



## All-In-One Solution

The Carbon5L MarkII panel offers improved integration, the frame now adapts to T4 and Air Frame.

The Carbon MarkII Series panels can curve in both convex and concave directions. Its flexible design is suited for outdoor applications.

Stacking



Dolly



Air Frame





# Carbon5L MarkII

## A Light Weight LED Solution, Born for Touring

### Fast Installation with Detailed Design


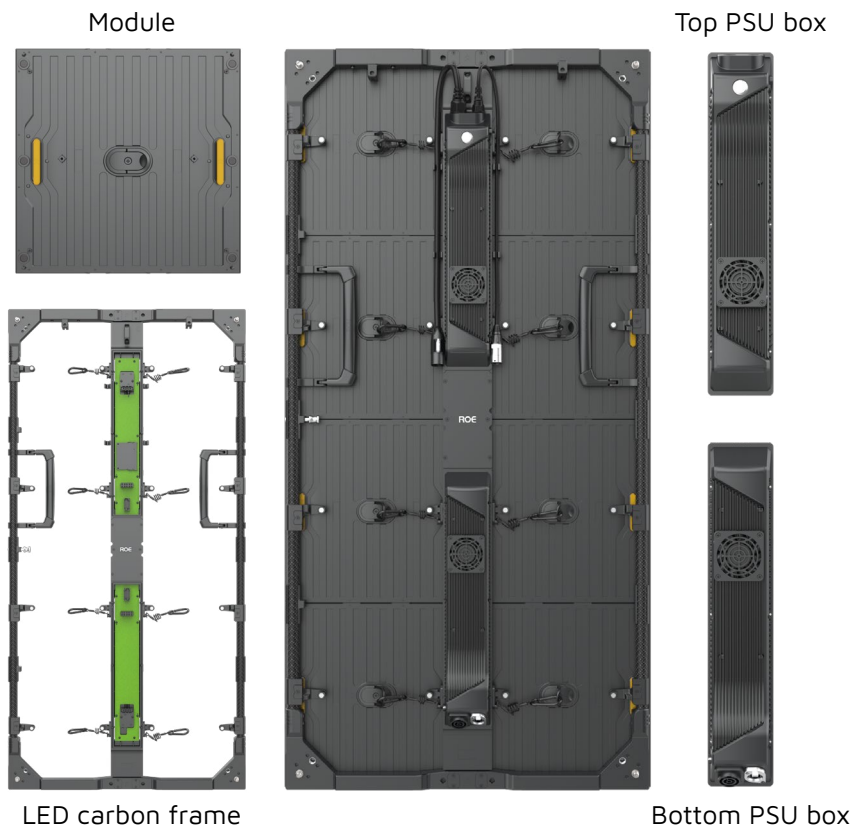
#### Universal Module and Mask


The Carbon5L MarkII panel is easier to install and maintain. The module and mask design guarantee efficient servicing.

The modules can be exchanged on each position and the mask can be snapped on and off easily.

#### Magnet-Assisted Assembly

LED wall assembly now is much easier and labor-saving with the modified magnet-assisted assembly.





**NEW**  
Carbon5L MarkII

Ultra light weight



Fast installation



Touring frame compatible



Outdoor use



Heat dissipation



Curved configuration possible



## Improved Heat Dissipation

The new PSU box is designed to optimize heat dissipation. This results in a stable LED performance, specially in outdoor conditions when used on high brightness.



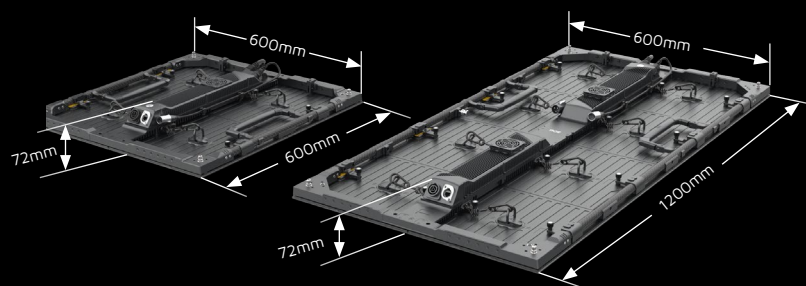
# Specifications

Carbon MarkII	CB5L MKII	CB5L MKII half
Pixel Pitch	5.77mm	5.77mm
Max Brightness Calibrated	5000nits	5000nits
Panel Dimension	600mm x 1200mm x 72mm 23.6" x 47.2" x 2.8"	600mm x 600mm x 72mm 23.6" x 23.6" x 2.8"
Panel Resolution (H x V)	104 x 208	104 x 104
Panel Weight	11.55kg / 25.46lbs	6.32kg / 13.93lbs
Power Consumption Max / Average	400W / 200W	210W / 105W
BTU Max / Average	1365 / 630	715 / 330
Transparency	Solid	Solid
Serviceability	Front / Rear	Front / Rear
Curving (Concave & Convex)*1	Concave 15°-Convex 10°	Concave 15°-Convex 10°
Max. Hanging (panels)*2	12	24
Max. Stacking (panels)*3	5	10
LED Configuration	SMD 1921 white	SMD 1921 white
Viewing Angle Horizontal	140°	140°
Viewing Angle Vertical	110°	110°
Scan Ratio	1/4	1/4
Refresh Rate	7680Hz	7680Hz
Gray Scale	16bit	16bit
Frame Material	Carbon Fiber + Magnesium Alloy	Carbon Fiber + Magnesium Alloy
Processing Platform	Brompton / Megapixel / Evision	Brompton / Megapixel / Evision
Operational Temp / Humidity	-20°-45°C, 10-90%RH   -4°-113°F, 10-90%RH	-20°-45°C, 10-90%RH   -4°-113°F, 10-90%RH
Storage Temp / Humidity	-40°-60°C, 10-90%RH   -40°-140°F, 10-90%RH	-40°-60°C, 10-90%RH   -40°-140°F, 10-90%RH
IP Rating (Front / Rear)	IP65	IP65
Certifications	CE, ETL, FCC	CE, ETL, FCC

\*Note: The specifications are for reference, actual values may vary.

1. Convex curving ability only applies to custom tiles.
2. The max. hanging amount is only valid when the ROE Visual hanging bar and complementary accessories are used and in an indoor situation, safety factor is 8. No climbing is allowed.
3. The max. stacking amount is only valid when the ROE Visual stacking system and complementary accessories are used, sufficient ballast is applied and in an indoor situation. No climbing is allowed.

# Dimensions



[www.roevisual.com](http://www.roevisual.com)

ROE China | ROE US | ROE EU | ROE UK | ROE JP | ROE ME | ROE AUS  
[roe@roevisual.com](mailto:roe@roevisual.com)